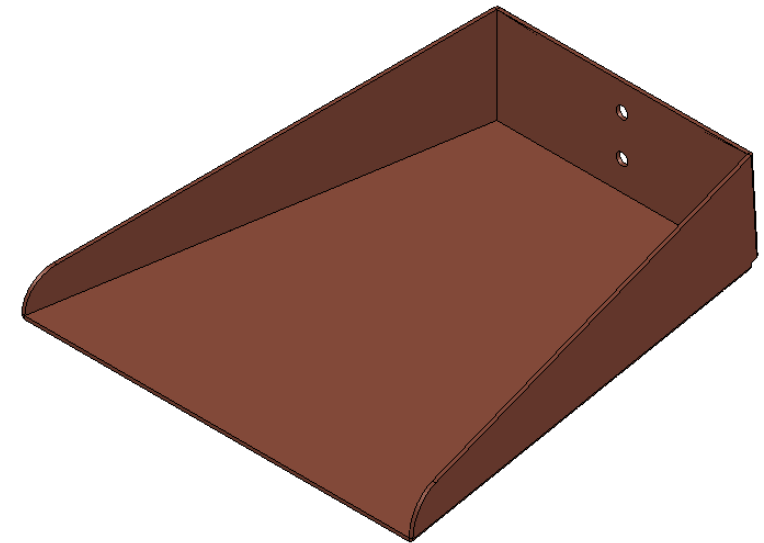
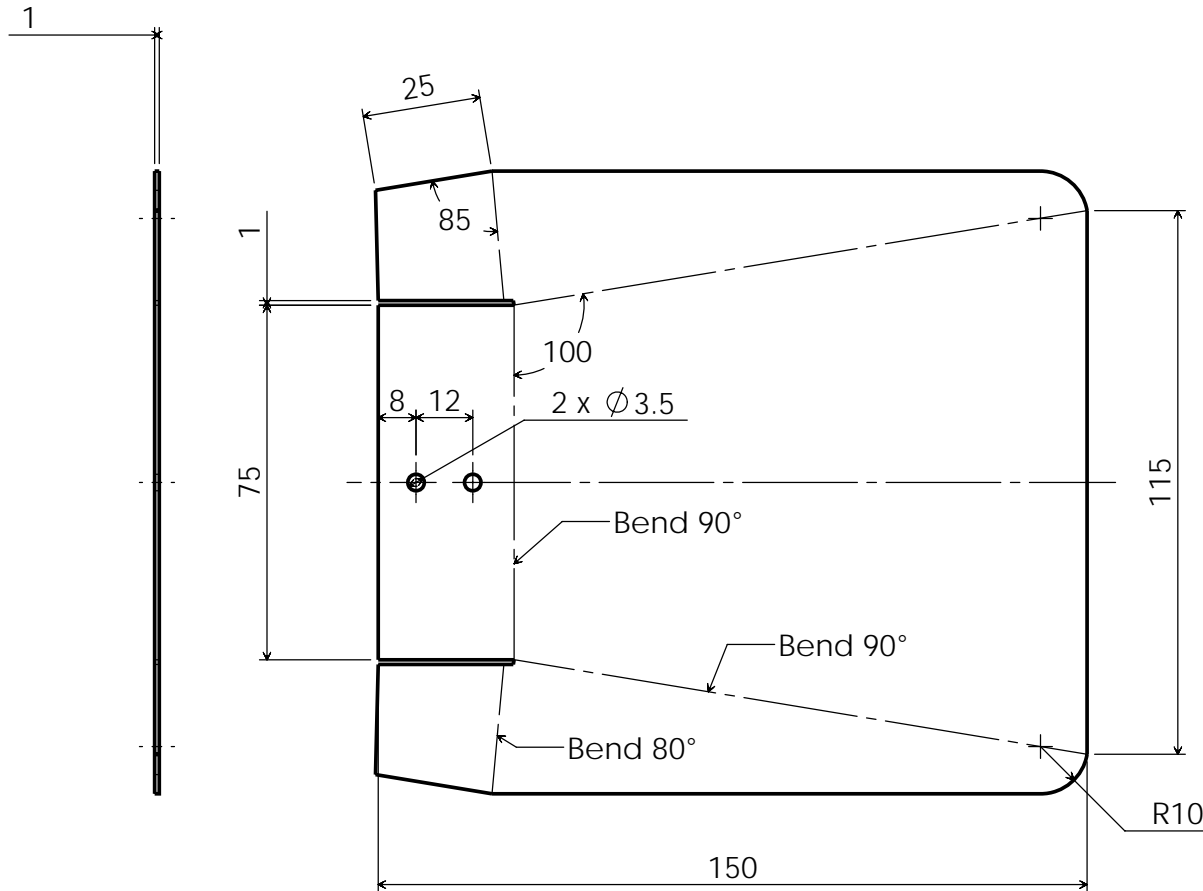


Name : _____

Part	Complete
1	
2	



Small Shovel	2010
PracticalStudent.com	
Part Number : 1	
Part Name : Showel	
Material : Copper, Brass or Steel	A4
Required : 1	11/11/10
Drawing 1 of 2	

Before Starting

Tools for Marking Out :

Tools for Manufacturing :



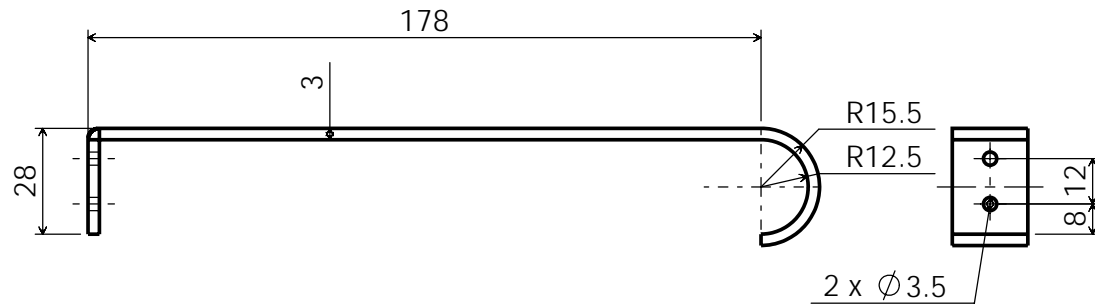
Skill I am going to concentrate on :

After completion

Marking Accuracy	Poor	Medium	Good
Hacksawing & Filing Quality	Poor	Medium	Good
Surface Finish	Poor	Medium	Good

What did I do well :

What do I need to improve on :



Small Shovel	2010
PracticalStudent.com	
Part Number : 2	
Part Name : Handle	
Material : Brass or Steel	A4
Required : 1	10/11/10
Drawing 2 of 2	

Before Starting

Tools for Marking Out :

Tools for Manufacturing :

Skill I am going to concentrate on :

After completion

Marking Accuracy	Poor	Medium	Good
Hacksawing & Filing Quality	Poor	Medium	Good
Surface Finish	Poor	Medium	Good

What did I do well :

What do I need to improve on :